



Wisconsin Fast Forward

Grant Administration

WFF Online System Access Instructions for Project Director and Trainee Data Entry Roles

Accessing the WFF Awarded Grant System

Access to the Wisconsin Fast Forward (WFF) Awarded Grant System differs from the WFF Application System. Access to the WFF Awarded Grant System is required to enter trainee data, submit quarterly and final reports, and update contact information.


A. Previous WFF Application System Access

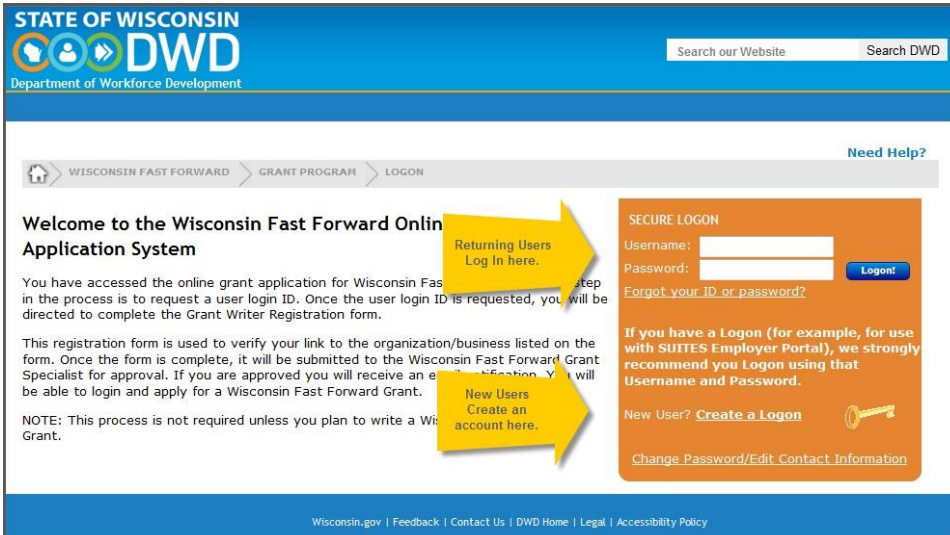
Grantees that have a WFF logon because they were an Application Writer or a Project Director on another WFF grant should e-mail WisconsinFastForward@dwd.wisconsin.gov to request access to the current grant in the WFF Awarded Grant System. Include the current correspondence ID in your request.

B. DWD System Authorized User

Grantees with a DWD logon for Job Center of Wisconsin, Unemployment Insurance, Worknet, etc., may use that logon to enter the WFF Awarded Grant System, but also need to request to be assigned to a current WFF grant. Start at section C2 and use the existing logon to start the process.

C. New to the WFF Awarded Grant System

1. Grant Project Directors and individuals registering only to enter Trainee Data with no existing DWD logon should go to www.wisconsinfastforward.com.
2. Click the  button in the upper right hand corner of the page. This brings up the screen below. Click Create a Logon. Accept the terms and conditions on the Logon Creation page to start a profile. Complete the required information on the Logon Creation page. Fill out all the requested information and note your username and password for future reference.



STATE OF WISCONSIN
DWD
Department of Workforce Development

Search our Website Search DWD

WISCONSIN FAST FORWARD > GRANT PROGRAM > LOGON

Need Help?

Welcome to the Wisconsin Fast Forward Online Application System

You have accessed the online grant application for Wisconsin Fast Forward. The next step in the process is to request a user login ID. Once the user login ID is requested, you will be directed to complete the Grant Writer Registration form.

This registration form is used to verify your link to the organization/business listed on the form. Once the form is complete, it will be submitted to the Wisconsin Fast Forward Grant Specialist for approval. If you are approved you will receive an email notification. You will be able to login and apply for a Wisconsin Fast Forward Grant.

NOTE: This process is not required unless you plan to write a Wisconsin Fast Forward Grant.

Returning Users
Log In here.

New Users
Create an account here.

SECURE LOGON

Username:

Password:

[Forgot your ID or password?](#)

If you have a Logon (for example, for use with SUITES Employer Portal), we strongly recommend you Logon using that Username and Password.

New User? [Create a Logon](#)





[Change Password/Edit Contact Information](#)

Wisconsin.gov | Feedback | Contact Us | DWD Home | Legal | Accessibility Policy

3. After the initial logon is created, the system will give you a summary page to print for your records. You will then be asked to continue your registration for Wisconsin Fast Forward. Fill in the information on the "Registration For Wisconsin Fast Forward" page with your business-specific information.




Registration for Wisconsin Fast Forward

Complete this registration only if you will be performing in any of the below roles

First Name	TM	Select the Role :	<input type="radio"/> Application Writer (First time applicant.)	
Middle Initial			<input type="radio"/> Project Director (After the grant is awarded.)	
Last Name	Test		<input type="radio"/> Trainee Data Entry (Pre-training or Post training data entry.)	
Address 1		Enter Correspondence ID requesting access as a Project Director Role :		
Address 2		<input type="text"/>		
City				
State				
Zip				
Phone				
Organization Name		Corp Search 		
Title				
Email				
<input type="button" value="Submit"/>				

- To administer the grant and access the WFF Awarded Grant System, select the appropriate role. If you will enter trainee data and fill out Quarterly Reports and the Final Report, select Project Director. In some cases, a separate individual at the applicant organization or a partner company may be granted access **only** to enter trainee data. If this is the case, select Trainee Data Entry. You will only have access to enter and review trainee data for trainees associated with your company. The Project Direct can view trainee data from all partners.


Select the Role :

- Application Writer (First time applicant.) 
- Project Director (After the grant is awarded.) 
- Trainee Data Entry (Pre-training or Post training data entry.) 

Enter Correspondence ID requesting access as a Project Director Role :

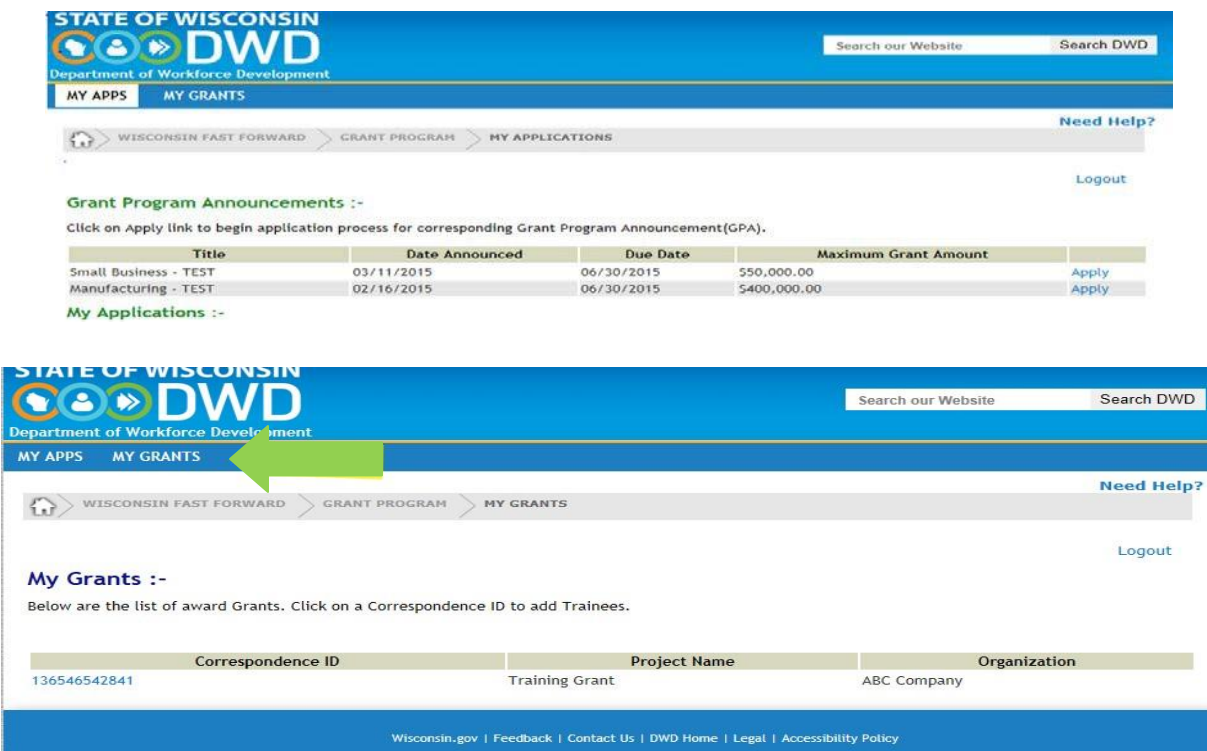
- Enter the Correspondence ID from the front page of the WFF Contract. You must do this if you are requesting access for either Project Director or Trainee Data Entry roles.
- Click Submit and the authorization request will be sent to the Office of Skill Development (OSD). OSD staff will review and determine authorization. You will receive an e-mail verifying your access. Once you have this email, you may access the WFF Awarded Grant System.

D. Continued Access to the WFF Awarded Grant System

Once authorized as Project Director or for Trainee Data Entry, logon to the WFF online system via the  button on the WFF Grant Administration webpage and use your new username and password to enter the system.

If you were also the Application Writer, you will land on the My Apps page. Select My Grants at the top of the page to access your grant(s). Click on the appropriate grant under the Correspondence ID to enter grant data.

If you were not the Application Writer, you will land directly on the My Grants page. Click on the appropriate grant under the Correspondence ID to access your grant and enter grant data.



STATE OF WISCONSIN DWD
Department of Workforce Development

Search our Website Search DWD

MY APPS MY GRANTS

WISCONSIN FAST FORWARD > GRANT PROGRAM > MY APPLICATIONS

Need Help? Logout

Grant Program Announcements :-
Click on Apply link to begin application process for corresponding Grant Program Announcement(GPA).

Title	Date Announced	Due Date	Maximum Grant Amount	
Small Business - TEST	03/11/2015	06/30/2015	550,000.00	Apply
Manufacturing - TEST	02/16/2015	06/30/2015	5400,000.00	Apply

My Applications :-

STATE OF WISCONSIN DWD
Department of Workforce Development

Search our Website Search DWD

MY APPS MY GRANTS

WISCONSIN FAST FORWARD > GRANT PROGRAM > MY GRANTS

Need Help? Logout

My Grants :-
Below are the list of award Grants. Click on a Correspondence ID to add Trainees.

Correspondence ID	Project Name	Organization
136546542841	Training Grant	ABC Company

Wisconsin.gov | Feedback | Contact Us | DWD Home | Legal | Accessibility Policy

To continue the next steps in administering your grant, access the appropriate online instructions. These are found on the WFF Grant Administration page, under the Reporting section at http://www.wisconsinfastforward.com/wff_standard.htm#adminTools.

- Online Instructions – Entering Trainee Data
- Online Instructions – Quarterly Progress Reports
- Online Instructions – Requesting and Completing a Final Report

Additional Help

For Technical Difficulty with the Online System:

- If you are experiencing difficulty logging in call the DWD Help Desk at 608-266-7252.
- If you have additional questions please contact the Wisconsin Fast Forward Staff:
 - Sara Tupper
E: SaraP.Tupper@dwd.wisconsin.gov
T:608-405-4425
 - Tracy La Haise
E:Tracy.LaHaise@dwd.wisconsin.gov
T: 608-733-3896